

Lanova

Application Guide



selux

Product Specifications

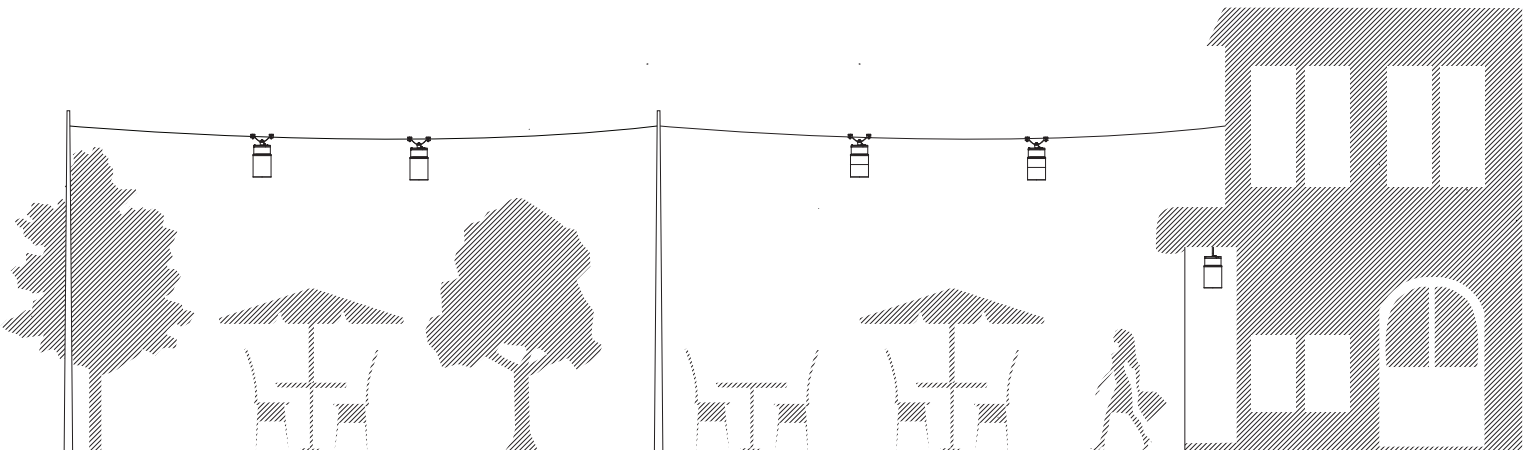
Light Engine:	Gen5; 80+ CRI
Output:	Up to 12,000lm; up to 96lm/W
CCT:	3000K, 4000K; 3 Step-Binning
Distributions:	Type I, Type II, Type III, Type III Wide, Type IV, Type V Round, Type V Square, Type V Rectangular, Diffuse Bowl
Cylinder Options:	Clear Long, ½ Frosted Long, Clear Tapered Cylinder
Fixture Options:	Dimming, House Side Shield, Hi-Low Switching
Mounting:	Catenary, Pole, and Pendant



Attractive. Versatile. Elegant.



Lanova is an attractive LED luminaire perfect for any designer needing improved visual guidance and precise placement of light. Lanova allows you the design freedom to position the light exactly where it is required with a luminous focal point or dramatic shadow. This can be achieved through three mounting methods: catenary, pendant or pole mount.

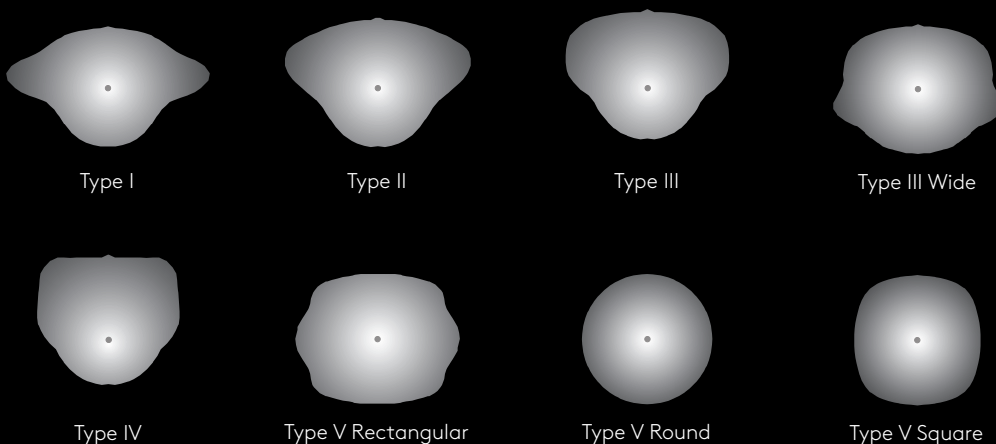


Gen5 Technology

The Selux Gen5 lens is an optical advancement that allows for a full range of distributions with excellent visual comfort. Unlike other optics, Gen5 is a proprietary design made of silicone, integrated into our existing and new exterior products to expand distribution options, increase lumen output, and provide a visual experience unique to Selux.


By keeping the vertical maximum intensity angle below 69° , Gen5 optics minimize brightness at critical viewing angles. In addition, Gen5 spreads brightness between LEDs which reduces contrast and increases the quality of the visual experience.

Standard Distributions



Micro House Side Shield

Instead of the typical house side shield that obstructs the look of the luminaire as well as interrupting the flow of a lighting design, Selux has created an exclusive field-installable discrete micro house side shield that clips directly to the lens, blocking light at the source.



House Side Shield



Type IV
House Side Shield

Type IV house side shield distribution shown as example. House side shields may be used with other distributions.

*Not available with Type III Wide or Type V distributions.

Catenary Systems

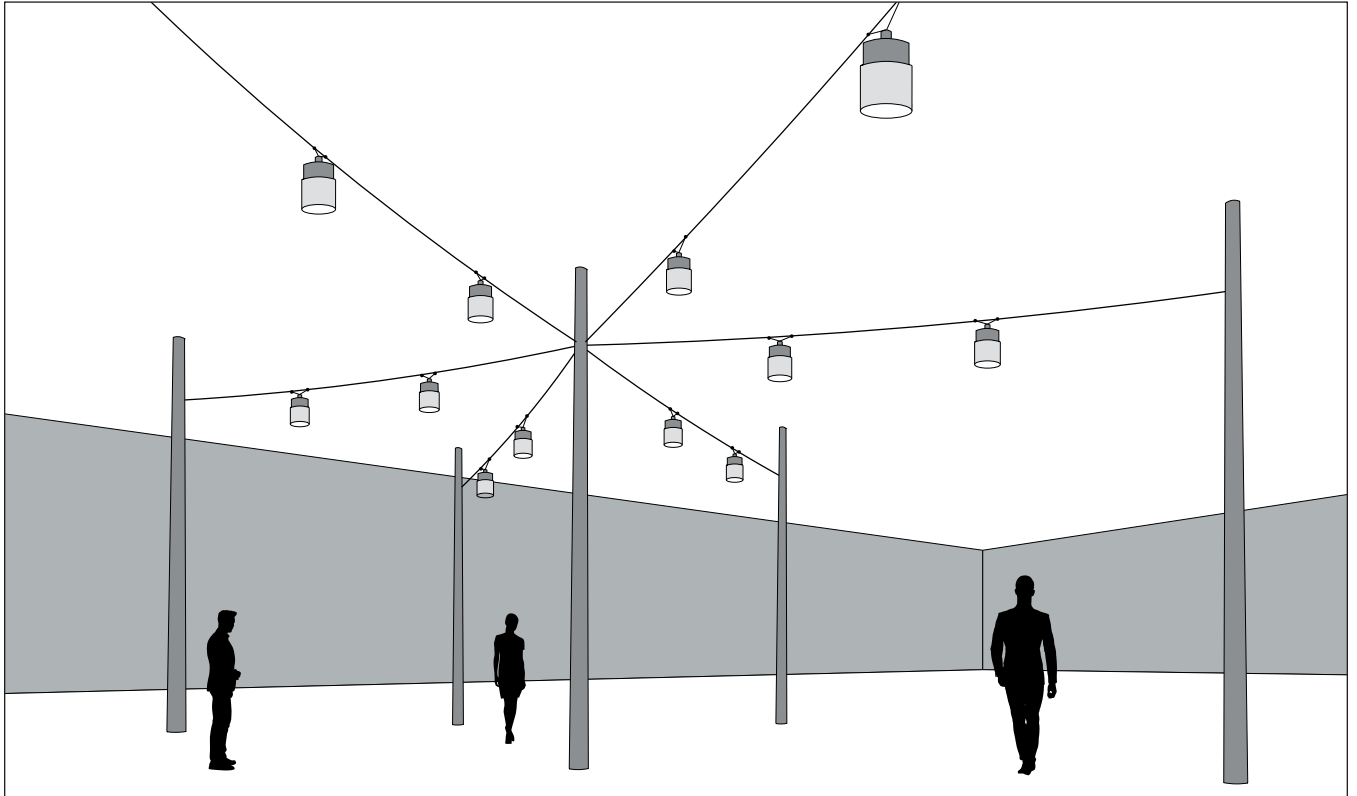
Our catenary system allows you to span the Lanova over large areas, creating a visually comfortable and dramatic lighting effect. Lighting from a catenary system can join multiple places together, producing one cohesive environment whether it is between building façades or standalone poles.



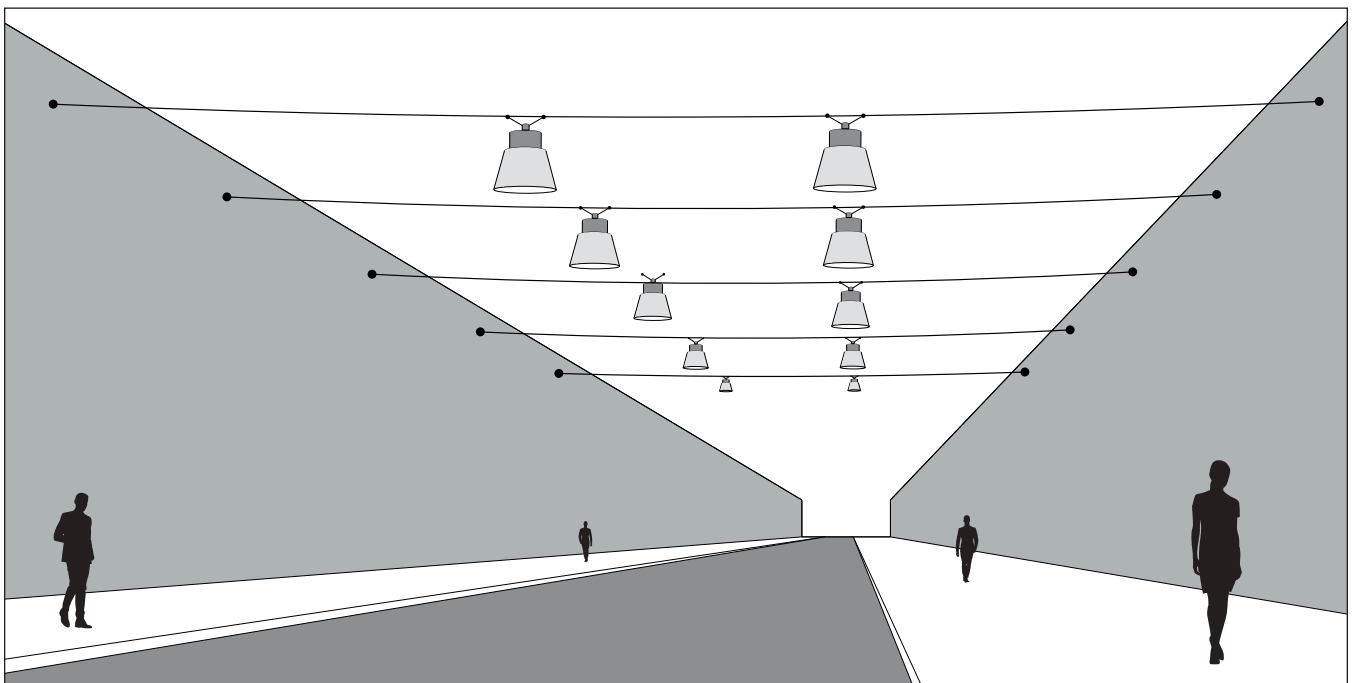
Design With Freedom

Catenary lighting empowers you with endless design possibilities. Suspending luminaires from cables allows light to be focused where it is needed, leaving other places in shadow, creating a beautiful and dramatic effect. It can also guide pedestrians, providing a sense of safety and security. Selux will work with you to engineer an elegant and unique solution for your project.

Refer to the Catenary Design Guide when specifying your project-specific catenary system.

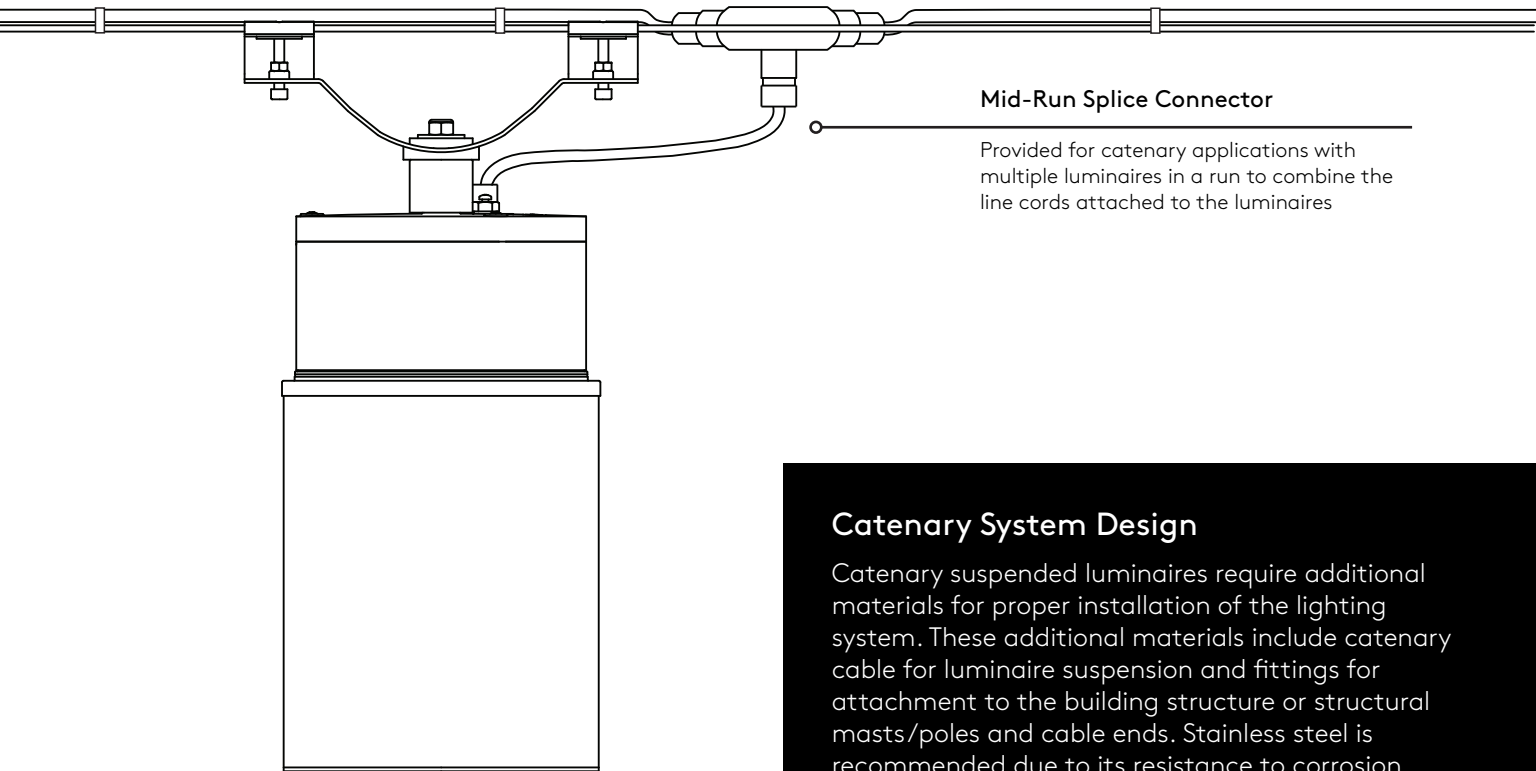


Mount fixtures between poles to provide purposeful illumination and to create a distinct visual experience.



Create visual interest by spanning fixtures between façades while still maintaining a view above.

Catenary System Design



Mid-Run Splice Connector

Provided for catenary applications with multiple luminaires in a run to combine the line cords attached to the luminaires

Catenary System Design

Catenary suspended luminaires require additional materials for proper installation of the lighting system. These additional materials include catenary cable for luminaire suspension and fittings for attachment to the building structure or structural masts/poles and cable ends. Stainless steel is recommended due to its resistance to corrosion, strength, long life, and aesthetic appearance.

Refer to the Catenary Design Guide for your project-specific catenary system.



Structural Stainless Steel Catenary Cable

3/16" (5mm) to 5/16" (8mm) in diameter

Clevis Assembly

For easy adjustment and tensioning of cables

Mounting Hardware

As necessary for project-specific installations

Cylinder Options

Lanova catenary, pendant and pole systems deliver a wide range of looks and optical options; eight Gen5 optical distributions, a diffuse bowl option and three cylinder options.



Clear Long Cylinder



1/2 Frosted Cylinder



Clear Tapered Cylinder

Create a Pleasing Ambience

With its illuminated diffuser, which shapes its immediate surroundings, the modern, technical design of the Lanova family stands out. Optimised light technology makes for maximum visual comfort and enables ultra-efficient lighting schemes for a wide range of environments.



T-Mobile Call Center, North Charleston, South Carolina
Photo courtesy of Kris Decker/Firewater Photography



Westgate Oxford, Oxford, Great Britain
Photo courtesy of Tom Niven, Amphitype

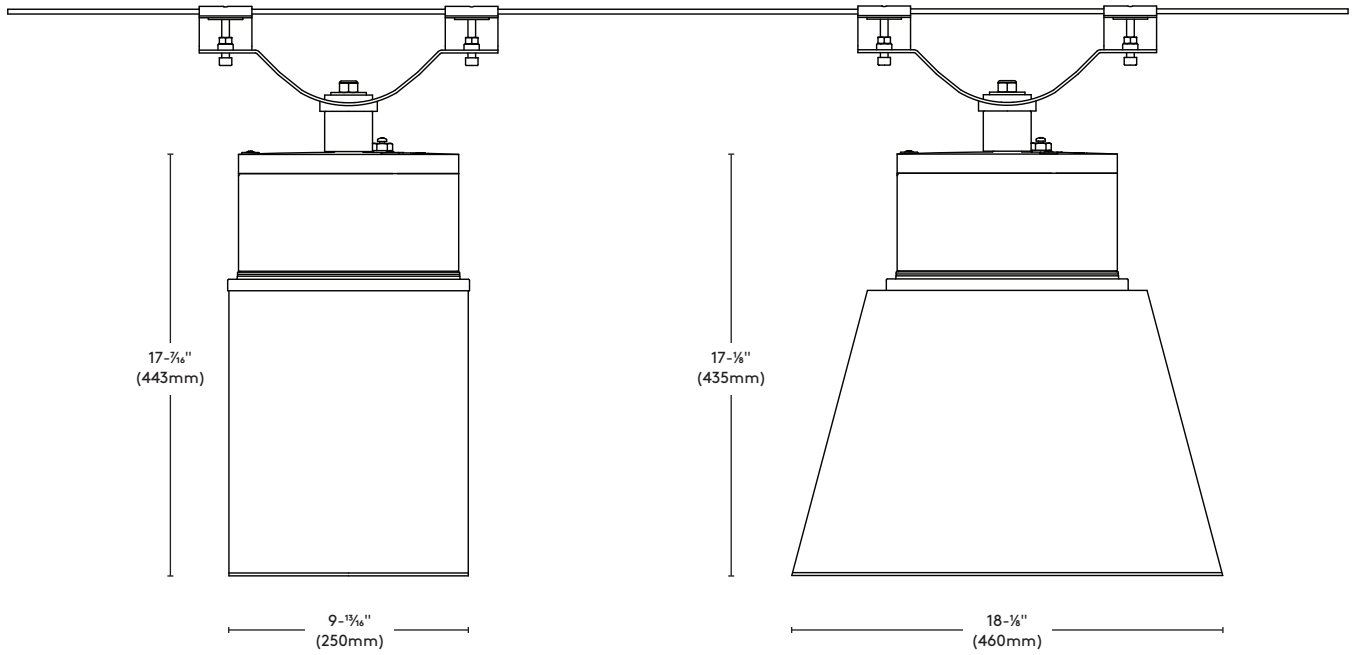


Lanova Pole & Pendant Mount

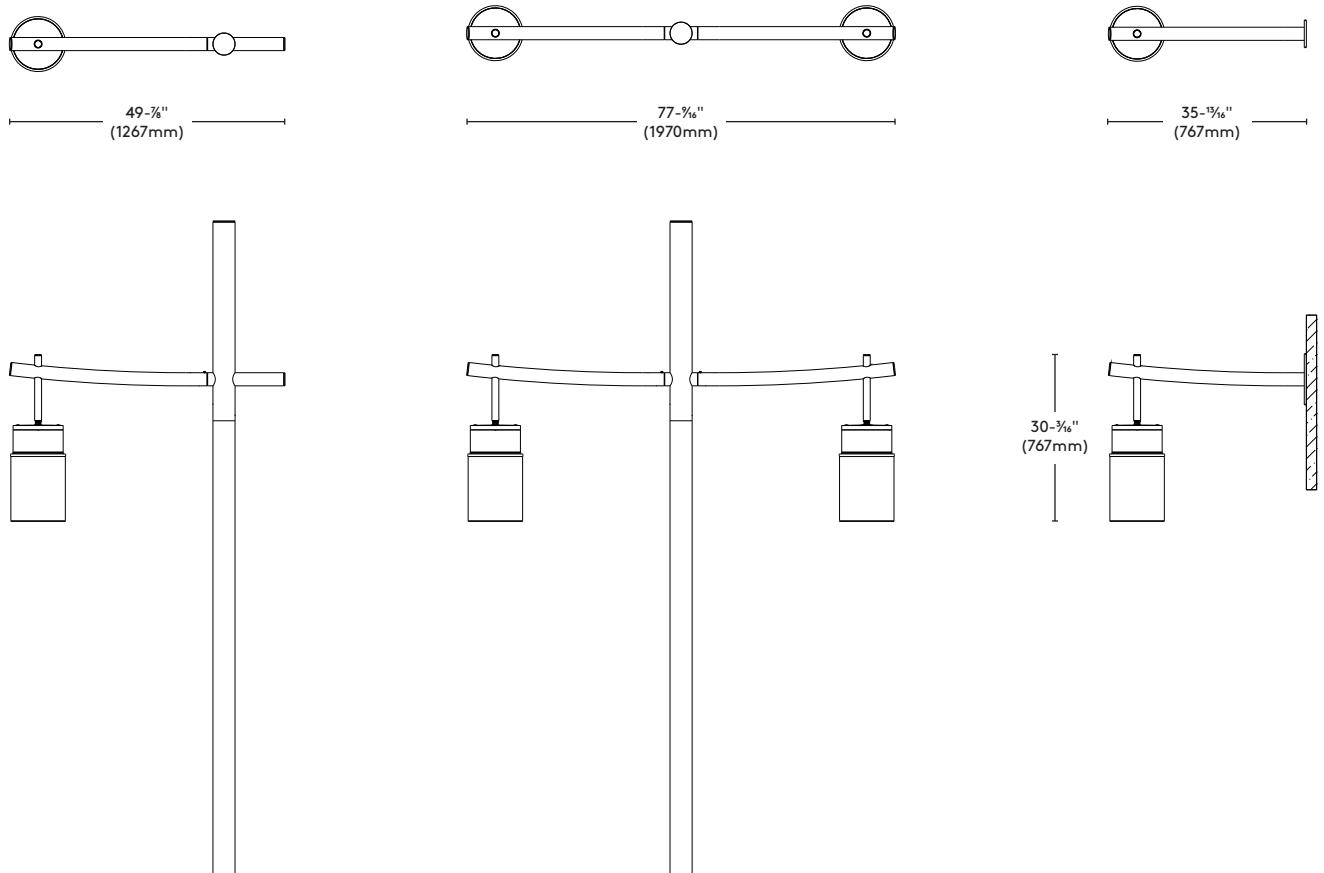
The character of an exterior environment is determined by individually designed, atmospheric residential areas, plazas and neighborhoods. Locations of this type require individual lighting that promotes well-being and creates a pleasant environment. The Lanova pole and pendant mount is the ideal fixture for these types of spaces and is a great cohesive option to catenary Lanova projects.

Fixture Dimensions

Catenary



Pole Mount



Publisher

Selux Corporation
5 Lumen Lane
Highland, NY 12528
www.selux.us

Edited by (responsible)

Selux Corporation

Concept and Design

Selux Corporation
www.selux.us

Print

Selux Corporation
5 Lumen Lane
Highland, NY 12528

Selux is a registered trademark of the Selux Corporation.
Errors accepted and subject to change due
to technical modifications. For conditions of sale
and delivery please refer to www.selux.us.

The use of the text and images, even in part, is
in breach of copyright without the consent of
the Selux Corporation and punishable. This also applies to
copies, translations, microfilming and processing
with electronic systems.

07/2020