


Kju

Application Guide




selux

Product Specifications

Light Engine:	Mid-power LEDs; 80+ CRI
Output:	Up to 2,622lm; up to 106lm/W
CCT:	3000K, 3500K, 4000K; 3-Step Binning
Shielding	Clear PMMA Lens with LED Optimized Diffuser
Distributions:	Direct or Direct/Indirect
Configurations:	Linear, Rectangular (Full), Rectangular (Open), Circular, Freeform
Options:	UL924 Compliance for Emergency Wiring, Damp Location






Timeless and Sophisticated

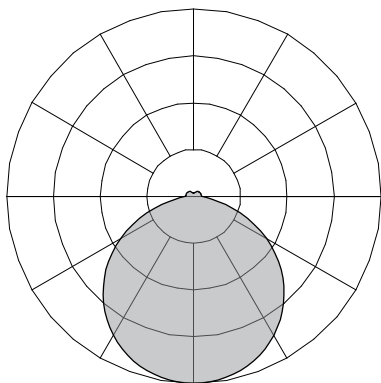
Kju Circle and Square integrate freely into any architectural style, offering various mounting opportunities and pattern arrangements for illuminating any room. It is perfect for your office, conference room, waiting areas, retail shops, hallways, and staircases.

Circle or Square, Kju conveys character in any setting. Arrange both shapes together in various lighting schemes or separately in different areas of your project - the creativity is limitless as the two luminaires will blend harmoniously together.



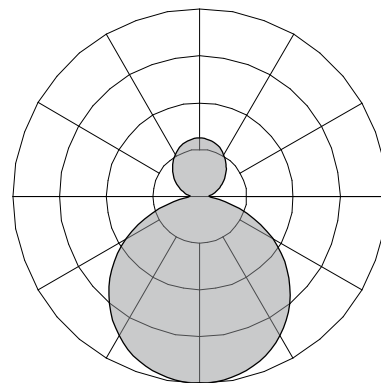
Light Quality & Distributions

Premium, quality lighting technology is the prerequisite for efficiency and visual comfort. Kju is high-power, yet homogenous and glare free. Its specially developed layers of lenses ensure highly uniform distribution of light across the entire luminaire.



Direct

Up to 2130lm
Up to 106lm/W



Direct/Indirect

Up to 2622lm
Up to 100lm/W

Kju

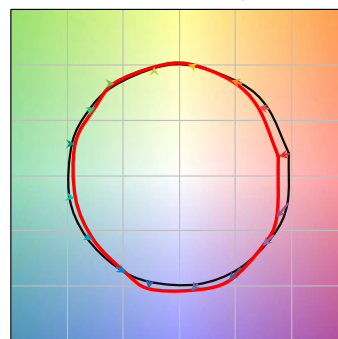
CCT: 3000K

Ra = 86

Rf = 87

Rg = 98

Color Vector Graphic

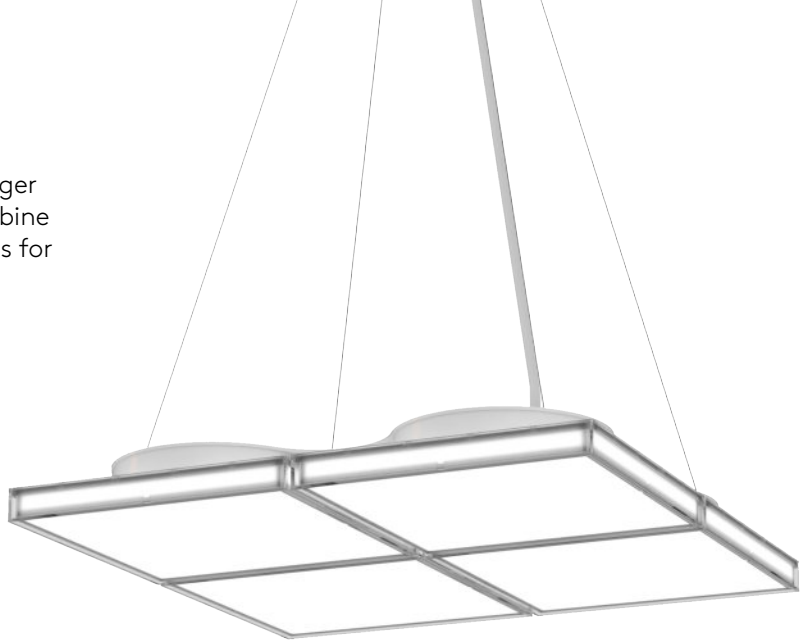


— Reference Illuminant — 3000K

Kju meets the flicker requirements for Electric Light Quality under the WELL Building Standard™

Kju Configurations

Configurations of Kju can be customized for larger areas where a unique luminaire is needed. Combine Kju Circle or Square into other shapes and forms for individualized styles and settings.



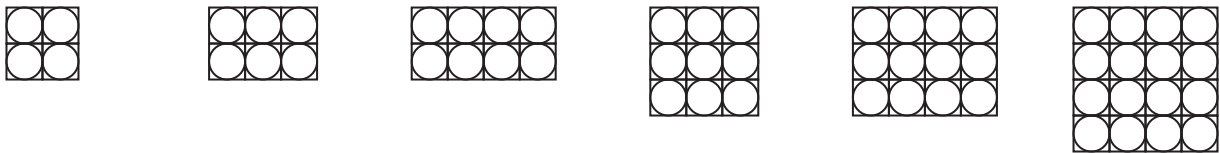
Freedom to Design with Light

Kju configurations can make for a perfect composition for any space. Arrange the luminaires in various lighting schemes - creativity is limitless. Choose from standard forms - Linear, Rectangular (Full), Rectangular (Open), Circular - or create a project specific luminaire combination with Freeform.

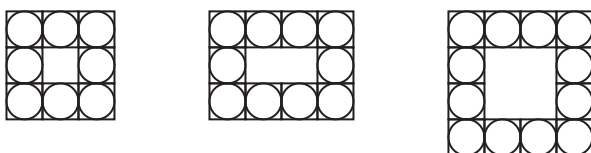
Linear



Rectangular (Full)



Rectangular (Open)



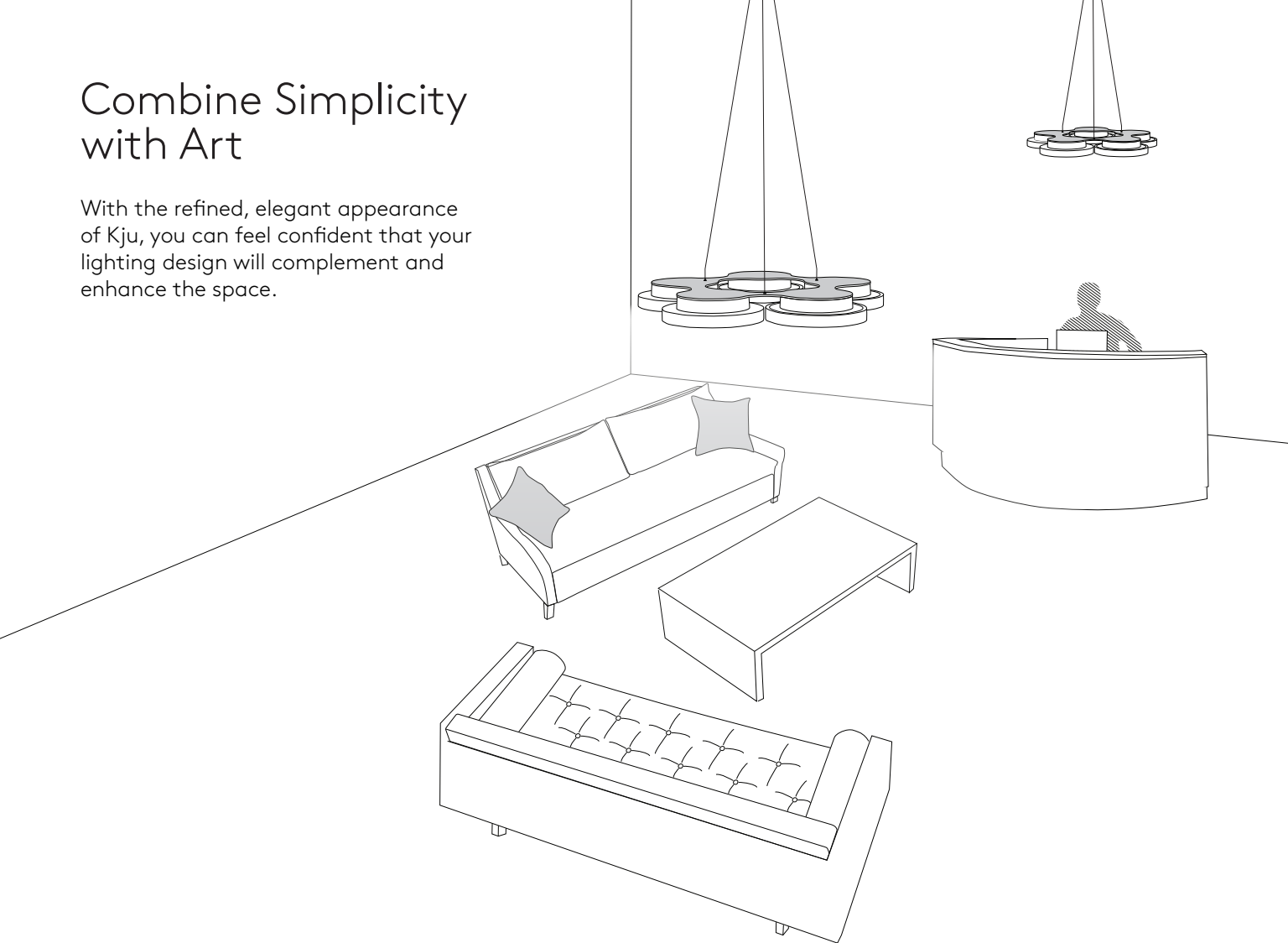
Circular




*For a project specific configuration, specify Freeform and provide Selux with a sketch showing the design intent.

Combine Simplicity with Art

With the refined, elegant appearance of Kju, you can feel confident that your lighting design will complement and enhance the space.



Beautifully
Refined





Daiichi Sankyo Deutschland GMBH, Munich, Germany



Click & Light

The light module is connected to the driver housing and is attached with an intelligent system of magnets. This enables lighting modules to be securely attached and operated without use of tools. All electronic components are protected against electrostatic discharge within the optic or driver housing. These two parts are connected via a simple quick-connect, a safety cable and then attached via the magnets.



Pendant luminaire



Recessed luminaire

Cohesive Design

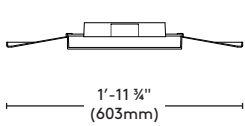
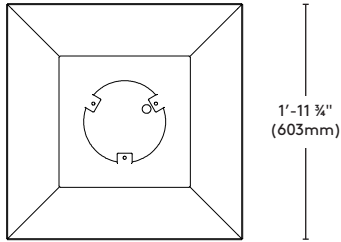
Kju meets any lighting desire with light modules and accessories that can be combined into various mounting options. Kju can also provide comfortable light in either direction - use direct lighting for task specific lighting or direct/indirect lighting when you need to add some light to the ceiling or wall to make a space feel bigger and brighter.



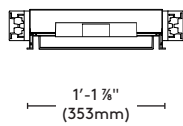
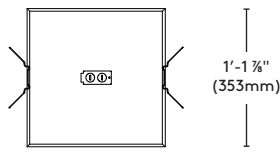
Versatility for Various Applications

Selux offers a wide range of mounting options for Kju Circle and Square, providing solutions for most architectural applications - including Recessed 2x2 Tile, Recessed Flange, Recessed Flangeless, Semi-Recessed, Rigid Stem, Swivel Stem, Cable and Surface Mount.

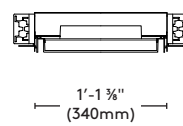
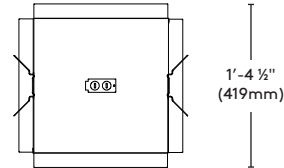
Recessed 2x2 Tile



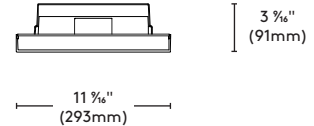
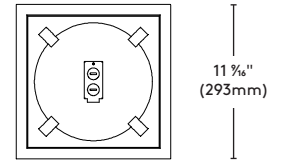
Recessed Flange



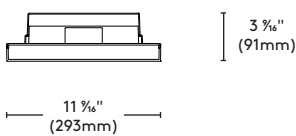
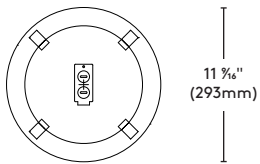
Recessed Flangeless



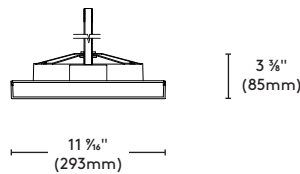
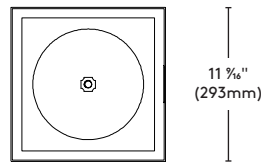
Semi-Recessed



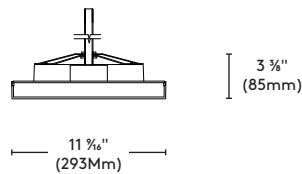
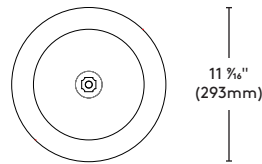
Semi-Recessed



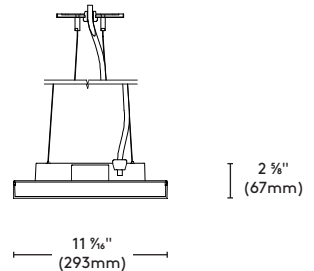
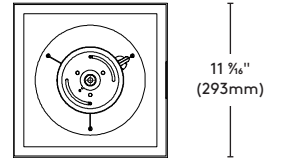
Rigid Stem & Swivel Stem



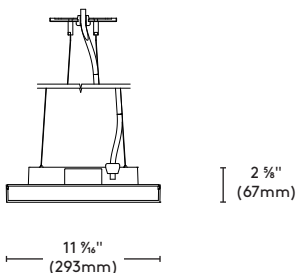
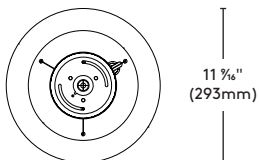
Rigid Stem & Swivel Stem



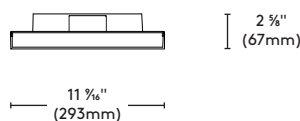
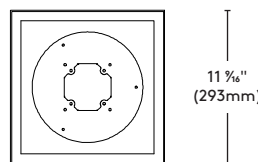
Cable



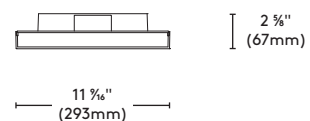
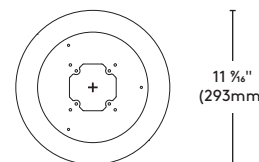
Cable



Surface



Surface



Publisher

Selux Corporation
5 Lumen Lane
Highland, NY 12528
www.selux.us

Edited by (responsible)

Selux Corporation

Concept and Design

Selux Corporation
www.selux.us

Print

Selux Corporation
5 Lumen Lane
Highland, NY 12528

Selux is a registered trademark of the Selux Corporation.
Errors accepted and subject to change due
to technical modifications. For conditions of sale
and delivery please refer to www.selux.us.

The use of the text and images, even in part, is
in breach of copyright without the consent of
the Selux Corporation and punishable. This also applies to
copies, translations, microfilming and processing
with electronic systems.

09/2020