

Date: _____ Customer: _____

Project: _____

Type: _____ Qty: _____



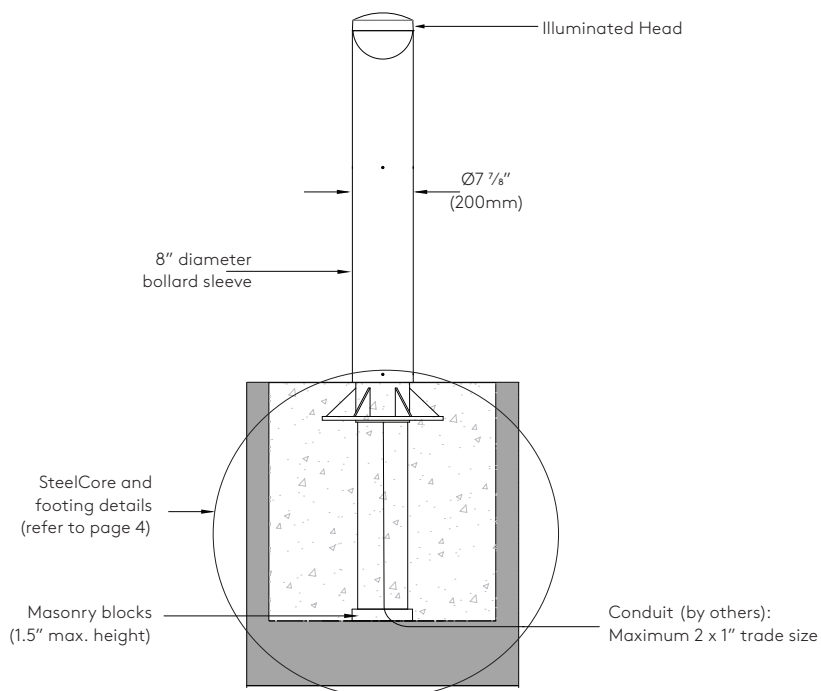
Notch SteelCore Bollard



Bollard Order Code:		SCNT	Height	Light Engine	CCT	Finish	Voltage	Options
SCNT	Series	SCNT Notch SteelCore Bollard						
_____	Series	SCNT Notch SteelCore Bollard						
_____	Height	4 4'	4.5 4.5'	5 5'				
_____	Light Engine	LG4500 10W	LG4700 14W	XX Unlit				
_____	CCT	30 3000K	35 3500K	40 4000K	50 5000K	XX Unlit		* For other CCTs please consult factory
_____	Finish	WH White	BK Black	BL Semi-Matte Black	BZ Bronze	SV Silver	SP Specify Premium Color	* Custom colors available. Please consult factory.
_____	Voltage	UNV 120-277V	XXX Unlit					
_____	Options	DM Dimming (0-10V)	GALV Hot Dip Galvanized Finish (Structural SteelCore Only)					



SCNT



Specifications

Fixture Housing - Made from die cast, low copper aluminum alloy.

Gasketing - Continuous molded silicone gasket provides weatherproofing, dust and insect control at shielding base, and fixture cover.

Shielding - Transparent, continuous one-piece injection molded, UV stabilized polycarbonate lens, minimum wall thickness $\frac{5}{16}$ " (8.25mm). Shielding is flush with column surface completely enclosing optic chamber.

LED Array - LEDs mounted to metal core PC boards and directly attached to aluminum heat sink for maximum LED performance and life. Includes LED drivers and precise high performance injection-molded lenses. Complete light engine can be easily replaced. LEDs can be started and re-started instantly at temperatures as low as -20° . For lumen maintenance information, see IESTM-21-11 details.

LED Optics - High precision injection molded lenses consisting of Total Internal Reflection (TIR) collimator and light shaping lens. Lenses produce an asymmetric distribution.

Bollard Body - Extruded thick-walled low copper aluminum, minimum wall thickness 0.118" (3mm) with internal anchor bolts and flush hand hole cover.

Surge Protection - Designed to protect luminaire from electrical surge (up to 20kA).

SteelCore - $\text{Ø}6\text{-}\frac{5}{8}$ " (OD) structural steel tube filled with rebar and concrete. Certified to ASTM Standard F2656 (C40-P1) $\leq 3.3'$ penetration for 2,430lb Small Passenger Car traveling at 40mph. Meets requirements for ASTM Standard F3016/F3016M (S30-P1) $\leq 1'$ penetration for 5,000lb Vehicle traveling at 30mph. Optional hot dip galvanized finish available for additional corrosion protection in challenging environments.

Footing - 30" cubic footing constructed with minimum 4,000 PSI concrete. One or two rigid metal or PVC conduit up to 1" trade size for wiring. Consider local soil conditions and consult structural engineer to confirm foundation detail for construction on site.

Exterior Luminaire Finish -

Selux utilizes a high quality Polyester Powder Coating. All Selux luminaires and poles are finished in our Tiger Drylac certified facility and undergo a five stage intensive pretreatment process where product is thoroughly cleaned, phosphated and sealed. Selux powder coated products provide excellent salt and humidity resistance as well as ultra violet resistance for color retention. All products are tested in accordance with test specifications for coatings from ASTM and PCI.

Standard exterior colors are White (WH), Black (BK), Semi-Matte Black (BL), Bronze (BZ), and Silver (SV). Selux premium colors (SP) are available, please specify from your Selux color selection guide.

5 Year Limited LED Luminaire Warranty - Selux offers a 5 Year Limited Warranty to the original purchaser that the Selux LED luminaire shall be free from defects in material and workmanship for up to five (5) years from date of shipment. This limited warranty covers the fixture, LED driver and LED light engine when installed and operated according to Selux instructions. Fixture suitable for ambient temperatures of 40°C (104°F). For details and exclusions, see "Selux Terms and Condition of Sale."

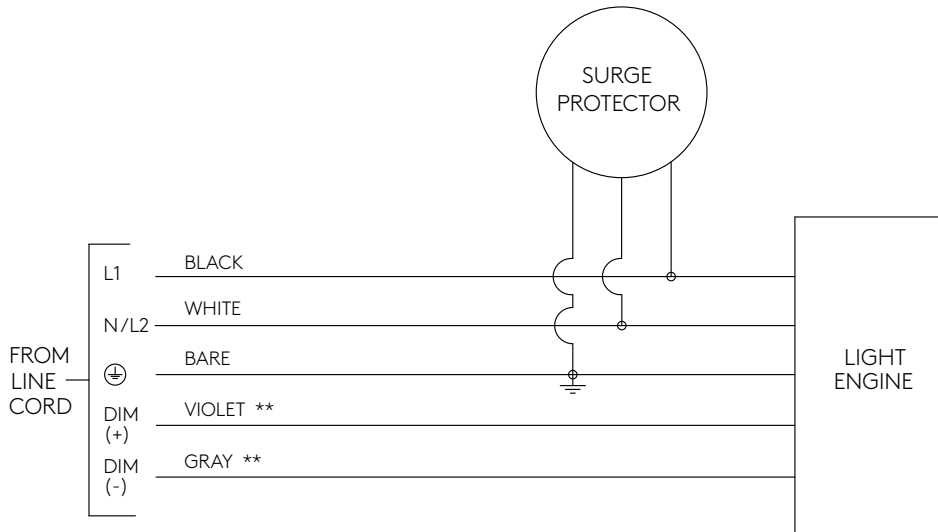
Listings and Ratings: Tested to IESNA LM-79-08 and LM-80 test standards at 25°C ambient temperature.

Visit selux.us for our LED End of Life recycling policy.

Wiring

Standard/0-10V (120V-277V)

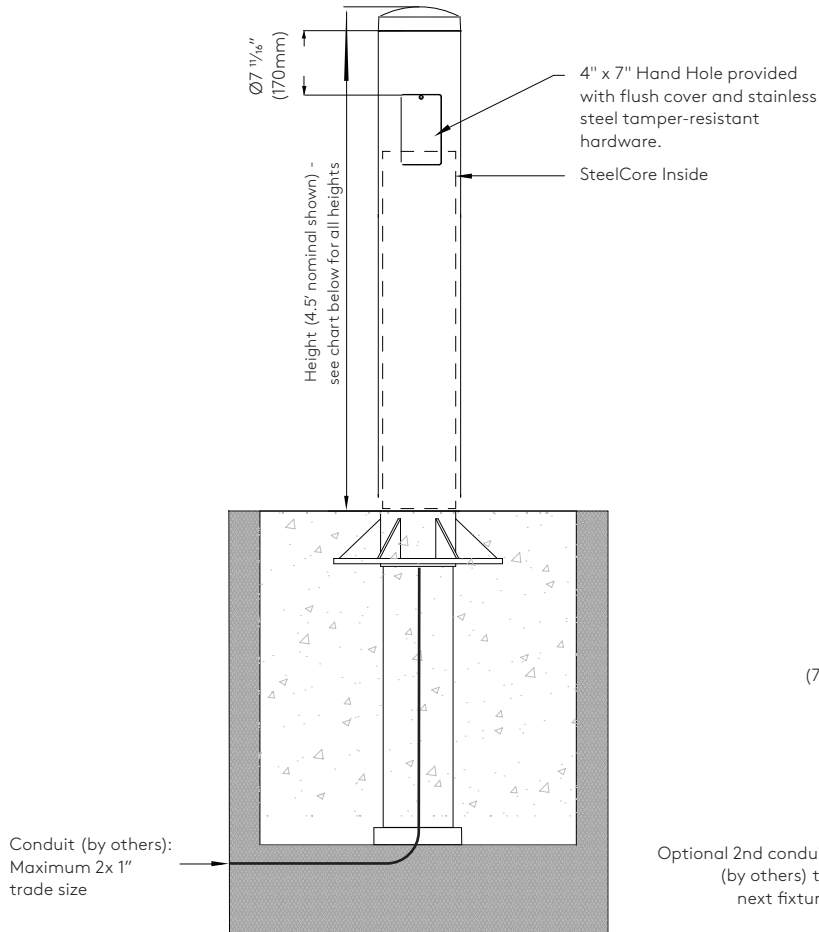
**When dimming is not required cap dimming wires.



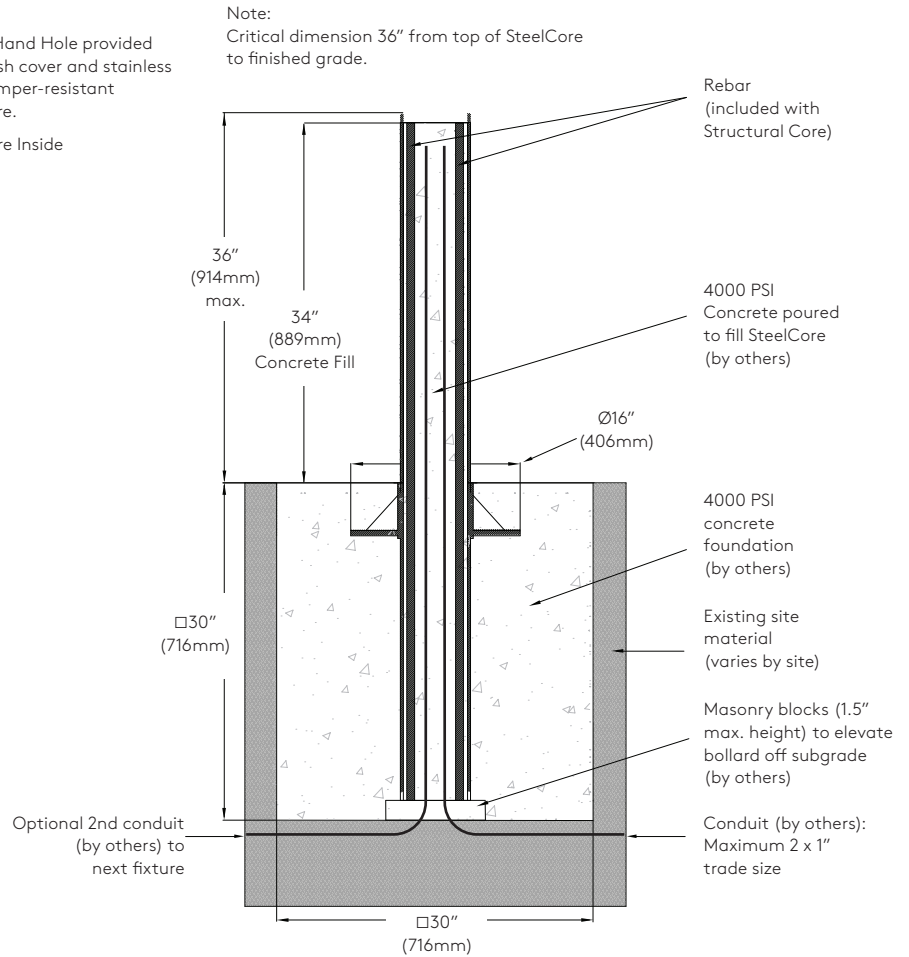
Wire Designation Table		
Source Voltage (VAC)	Wire Color	Wire Designation
UNV (120V-277V)	Black	L1
	White	Neutral (120V/277V) or L2 (208V/240V)

Mounting Information

SCNT
(Case Detail)



SCNT
(SteelCore Detail)

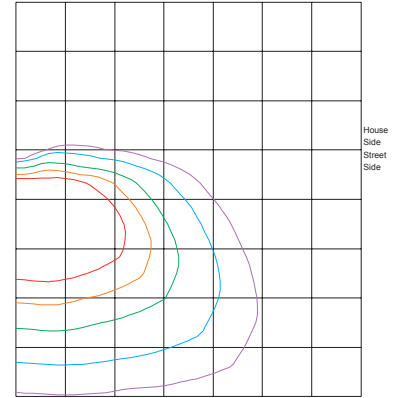
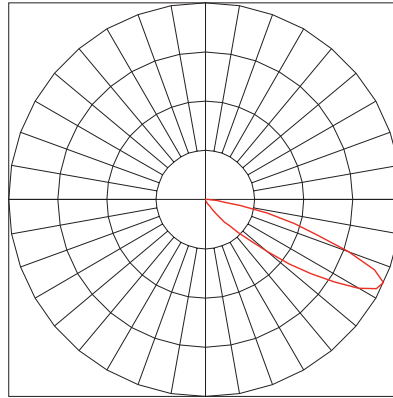


Note:
Refer to SteelCore installation instructions for further details (available on Selux website).

Height	
4.0'	48" (1219mm)
4.5'	54" (1372mm)
5'	60" (1524mm)
SteelCore Weight: 190 lbs	

Photometry

- 14W LED / 5000K CCT
- Catalog #: NT-X-LG4700-50
- Delivered Lumens: 935
- Input Watts: 14W
- Lumens per Watt: 65
- BUG Rating: B0-U1-G1



CCT Multiplier	
4000K	1.00
3500K	1.01
3000K	0.94
2700K	0.88

TM-21 Lifetime Calculation					
Light Engine	Ambient Temp (°C)	Lumen Maintenance (% at hours)			Reported L ₉₀ ¹
		25K	50K	60K	
ALL ²	25°C	96.4%	93.0%	90.4%	L ₉₀ (12K) > 73,000 hours
	40°C	96.4%	93.0%	90.4%	L ₉₀ (12K) > 73,000 hours

¹ Calculated in accordance with IESNA TM-21-11, projected values are within six times (6x) the IESNA LM-80-08 test duration

² Thermal measurements based on Order Codes: NT-4-LG4700-30-120