

Date: _____ Customer: _____

Project: _____

Type: _____ Qty: _____



Miaura

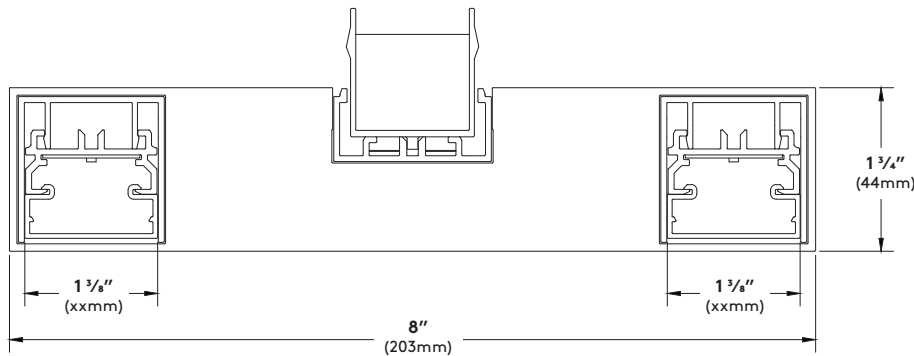
LED Twin Linear Module



Order Code: MRT - - - - - RL - - - - -

<u> MRT </u>	Series	MRT Miaura Twin Linear Module									
	Positioning										
	Light Engine Left	1B45	1B40	1B35	1B30	1B25	1B20	1B15	*Values calculated from a 4' fixture using LW shielding and DIM driver		
	Light Engine Right	2B45	2B40	2B35	2B30	2B25	2B20	2B15			
	CCT	27 2700K	30 3000K	35 3500K	40 4000K	TW Tunable White (consult factory)					
	Shielding Left	LW LED Optimized white lens	MI Clear Lens w/microprism	NB LMO Symmetric	A2 LMO Asymmetric 20° Wall Washer	A5 LMO Asymmetric 5° Wall Grazer	BW LMO Batwing	VC Specular Louver	VM Matte Silver Louver	VB Matte Black Louver	VC Matte White Louver
	Shielding Right	LW LED Optimized white lens	MI Clear Lens w/microprism	NB LMO Symmetric	A2 LMO Asymmetric 20° Wall Washer	A5 LMO Asymmetric 5° Wall Grazer	BW LMO Batwing	VC Specular Louver	VM Matte Silver Louver	VB Matte Black Louver	VC Matte White Louver
<u> RL </u>	Mounting	RL Miaura Rail									
	Nominal Fixture Length	02 2 ft.	03 3 ft.	04 4 ft.							
	Finish	WH White	BK Black	BL Semi-Matte Black	SV Silver	SP Specify Premium Color	Custom colors are available, Please consult factory				
	Voltage	120 120 Volt	277 277 Volt	UNV 120 thru 277 50/60hz capable	347 347 Volt (consult factory)						
	Driver	DIM 0-10V (Linear)	DIL 0-10V (Logarithmic)	DM eldoLED SOLOdrive 0-10V (Linear)	DML eldoLED SOLO-drive 0-10V (Logarithmic)	DED eldoLED eco DALI (Logarithmic)	DC2¹ Lutron 2-Wire	DC3 Lutron 3-Wire	DCE Lutron Eco-System	DC5¹ Lutron 5-Series	SR¹ Philips Xitanium SR DALI
	Fixture Options	DL Damp Location Rated	SS Separate Switching	PH Phase Selection							
	Emergency Options	EM Internal EM Battery Pack (consult factory)		EC Emergency Circuit Wiring							





Construction:

Housing - Continuous, low copper 6063-T6 extruded aluminum profile with cast aluminum endcaps.

Shielding - Extruded, impact resistant acrylic lens:

- LED optimized white lens (LW)
 - Clear lens with microprism inlay (MI)
 - "LMO" Symmetric lens (NB)
 - "LMO" Asymmetric 5° wall grazer (A5)
 - "LMO" Asymmetric 20° wall washer (A2)
 - "LMO" Batwing (BW)
 - Louvers: (VC) Specular, (VM) Matte Silver, (VB) Matte Black, (VW) Matte White
- "LMO" refers to the Selux proprietary LED optical system - Light Modulation Optics.

Mounting(s) - Twin Linear modules are supplied with low-copper 6063-T6 extruded aluminum clips, which snap into the Miaura rail profile (safety cables should be connected to Miaura rail prior to module being installed on rail). Wiring (power and data) from Twin Linear is connected to tap-offs (located every 2 feet) from Miaura rail, then covered with field-cuttable blank cover.

Standard Luminaire Lengths - All standard luminaires are supplied in nominal lengths to ensure full, even, illumination.

** Individual modules are not joinable in the field.

Exact Length Luminaires - Individual modules are available in exact lengths to meet your project needs. Please consult factory with your requirements.

** Lens luminance may soften at the very ends for exact length modules.

Weight - 4.4 lb. per foot

Electrical/Performance:

LED Light Engine - Brand-name mid-power LEDs create a high efficiency LED light engine able to provide a lumen maintenance of 96% at 25,000 hours and 93% at 60,000 hours @ 25°C per TM-21 reports. Reported L70 greater than 60,000 hours.

Delivered Lumens - Due to LED manufacturer's tolerances, the listed output has a ±5% tolerance. For outputs based on different shielding or CCT please see photometry section on page x.

CCT - Available in 2700K, 3000K, 3500K and 4000K, tolerance within a 3-step MacAdam ellipse. For My White Tunable White (2700K - 6500K, please consult factory).

CRI - Minimum 90.

All Drivers - High efficiency, constant current, soft start, Electronic Class 2 with a PFC>0.90. For more detailed information on the available drivers please see page 4.

Thermal Performance:

Ambient Operating Temperature - Luminaires suitable for maximum ambient temperature of 35°C (95°F) for all drivers.

Luminaires are suitable for minimum ambient temperatures of:

- 40°C (-40°F) for DIM, DIL, DM, DML, and DED drivers;
- 20°C (-4°F) for SR drivers;
- 0°C (32°F) for DC2, DC3, DCE, and DC5 drivers.

Luminaire Finish:

Powder Coat - All Selux luminaires are finished in high quality polyester powder coating in our Tiger Drylac certified facility and are tested in accordance with test specifications for coatings from ASTM and PCI.

All products undergo a five stage intensive pretreatment process where product is thoroughly cleaned, phosphated, and sealed. Selux powder coated products provide excellent salt and humidity resistance as well as ultra violet resistance for color retention.

Standard interior colors are White (WH), Black (BK), Semi-Matte Black (BL), and Silver (SV). Selux premium colors (SP) are available, please specify from your Selux color selection guide.

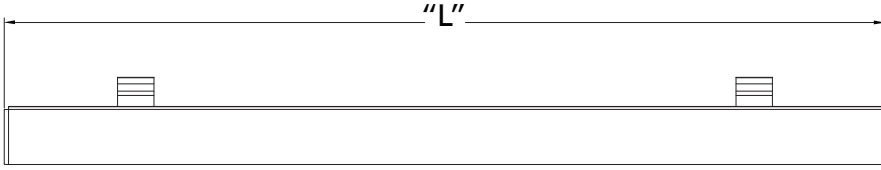
Warranty:

5 Year Limited LED Luminaire Warranty - Selux offers a 5 Year Limited Warranty to the original purchaser that the Miaura Twin Linear LED luminaire shall be free from defects in material and workmanship for up to five (5) years from date of shipment. This limited warranty covers the LED driver and LED light engine when installed according to Selux instructions and operated within the Ambient Temperature. For additional details and exclusions, see "Selux Terms and Condition of Sale."

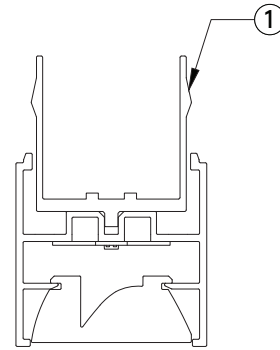
Certifications and Compliance:

- NRTL - For Dry and Damp location (I.E. cULus; cCSAus)
- ADA Compliant
- ARRA Compliant
- RoHS Compliant
- Living Building Challenge Compliant

Fixture Lengths



Fixture Mounting



1. Aluminum Snap Clip for easy tool-free installation
(min. two clips per fixture)

Nominal Length	"L" Actual Fixture Length (Feet/Inch)	(MM)
02 (2 ft.)	2' - 1/4"	616
03 (3 ft.)	3' - 1/4"	921
04 (4 ft.)	4' - 1/4"	1226
08 (8 ft.)	8' - 1/4"	2445

*Dimension(s) rounded to the nearest 1/16" with a ± 1/16 (1mm) tolerance.

Drivers:

0-10V linear dimming (DIM)

Luminaires supplied with drivers offering the capability of either normal switched operation or 0-10V dimming for linear dimming curve. Fixtures ship wired for dimming. For on/off functionality, simply cap the dimming leads. Minimum dimming level preset at factory to 1%. (Due to size constraints, 1' luminaires are supplied with a driver from a different manufacturer than 2' and above luminaires. For details, please consult factory.

eldoLED SOLOdrive 0-10V linear dimming (DM)

Luminaires supplied with SOLOdrive 0-10V dimming driver for linear dimming curve. Minimum dimming level preset at factory to 1%. For "dim to dark" (down to 0.1%), please consult factory.

eldoLED SOLOdrive 0-10V logarithmic dimming (DML)

Luminaires supplied with SOLOdrive 0-10V dimming driver for logarithmic dimming curve. Minimum dimming level preset at factory to 1%. For "dim to dark" (down to 0.1%), please consult factory.

eldoLED SOLOdrive DALI dimming (DMD)

Luminaires supplied with SOLOdrive DALI dimming driver for logarithmic dimming curve. Minimum dimming level preset at factory to 1%. For "dim to dark" (down to 0.1%), please consult factory.

* For control recommendations for eldoLED drivers, please consult eldoLED.

LUTRON 2-wire dimming (DC2)

Luminaires supplied with Hi-lume 2-wire dimming driver programmed for Constant Current Reduction (CCR). For Pulse Width Modulation (PWM) dimming, please consult factory. Minimum dimming level down to 1%.

LUTRON 3-wire dimming (DC3)

Luminaires supplied with Hi-lume 3-wire dimming driver programmed for Constant Current Reduction (CCR). For Pulse Width Modulation (PWM) dimming, please consult factory. Minimum dimming level down to 1%.

LUTRON Ecosystem dimming (DCE)

Luminaires supplied with Hi-lume EcoSystem (4 wire, digital link) dimming driver programmed for Constant Current Reduction (CCR). For Pulse Width Modulation (PWM) dimming, please consult factory. Minimum dimming level down to 1%.

LUTRON Ecosystem 5-Series dimming (DC5)

Luminaires supplied with EcoSystem 5-Series dimming driver programmed for Constant Current Reduction (CCR) for Pulse Width Modulation (PWM) dimming, please consult factory. Minimum dimming level down to 5%.

* For control recommendations and system layout for Lutron drivers, please contact Lutron.

Philips Xitanium Sensor Ready DALI dimming (SR)

Luminaires supplied with Xitanium SR dimming driver programmed for Constant Current Reduction (CCR). Minimum dimming level down to 5%. For use with E and P sensors only.

	Driver Quantity				RUN
	2 ft.	3 ft.	4 ft.	8 ft.	
DIM, DM, DML, DMD, and SR drivers	1	1	1	2	Approximately 1 driver per 4 ft.
DC2, DC3, DC5, & DCE drivers	1	1	1	2	Consult Factory

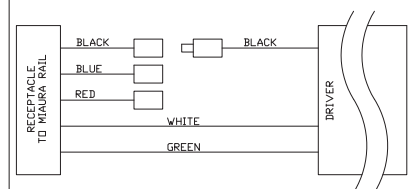
*For SR driver count, please consult factory

*For inrush and control current, please refer to the driver manufacturers' spec sheets.

Wiring Diagrams

Standard Wiring supplied for all drivers.	Green = Ground White = Neutral Black = Hot
For EC Option:	Blue = Neutral Red = Hot
-The following wire(s) are in addition to the standard above-	
DIM, DM, DML, DMD & SR	Grey = (-)DALI or 0-10V Dimming control Purple = (+)DALI or 0-10V Dimming control
DC2	No additional wires
DC3	Orange = 3-Wire Dimming control
DCE DC5	Grey = "E1" Digital Link Dimming control Purple = "E2" Digital Link Dimming control

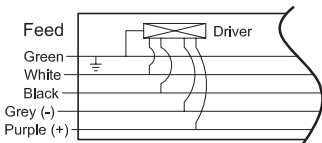
Phase Selection Diagram



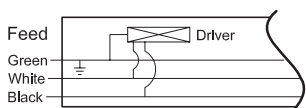
To select fixture phase, simply insert the black wire plug from driver into the receptacle of the chosen phase (Black = Phase A [Single Phase], Blue = Phase B, Red = Phase C)

*Phase selection is not available with EC and SS options.

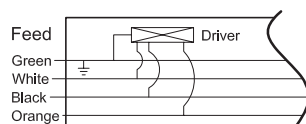
0-10V linear (DIM)
0-10V linear eldoLED SOLOdrive (DM)
0-10V logarithmic eldoLED SOLOdrive (DML)
DALI eldoLED SOLOdrive (DMD)
Philips SR DALI (SR)



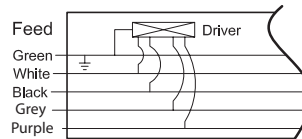
Lutron 2-Wire (DC2)



Lutron 3-wire (DC3)



Lutron EcoSystem (DCE)
Lutron 5-Series (DC5)



Damp Location (DL) - Luminaires are suitable for use in damp location(s). Examples of such locations include protected areas under canopies, marquees, roofed porches, and similar locations where the fixture(s) are protected from direct contact with rain, snow, or excessive moisture (such as ocean spray). Interior locations include areas subject to moderate degrees of moisture, such as basements and certain barns and cold storage buildings. All solder points on LED boards are conformal coated. The phosphor layer of the LEDs is free of coating to avoid hazing.

*For Damp Location with sensors, please consult factory.

Separate Switching (SS) - 8' Nominal luminaires available with separately switched 4' (nominal) sections. Luminaire is intended to be wired to the same panel/breaker (not intended for Emergency use).

- To specify this option, locations of these sections must be provided at time of order.

* If the project requires different separate switching than outlined above please consult the factory.

*For Separate Switching with sensors, please consult factory.

*Phase selection is not available with SS option.

Emergency Circuit (EC) - Luminaires with EC option compliant to UL 924 listed emergency luminaire. EC luminaires are intended to be wired to separate panels/breakers for emergency use.

- For 2', 3', 4' nominal luminaires, the entire fixture is wired for operation on emergency circuit.

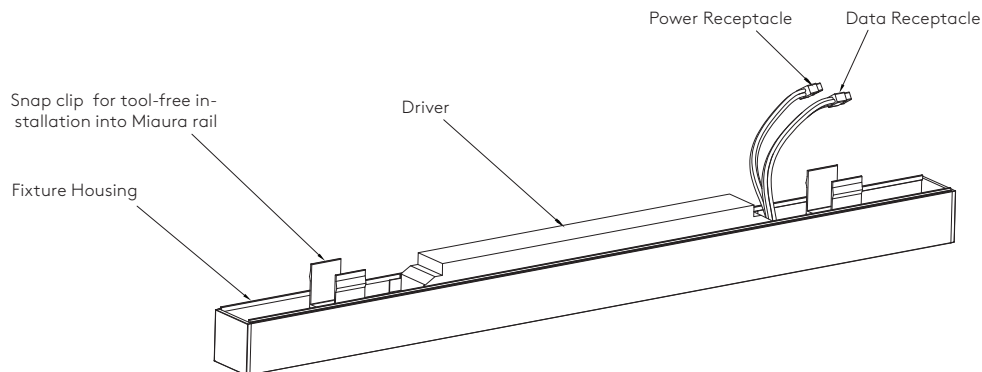
- For 8' nominal luminaires, the first 4' nominal length is wired for operation by a separate EM circuit by default to meet the required "Life Safety Code" (NFPA 101).

*If a different configuration is needed please consult the factory.

*For EC with sensors, please consult factory.

*Phase selection is not available with EC option.

Snap Clip System



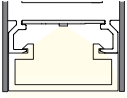
*DC2 does not have a data receptacle

Miaura
LED Twin Linear Module

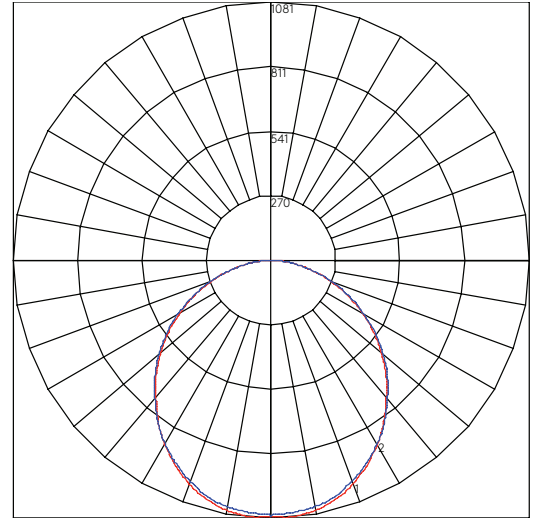
selux

Photometry

LW Optics / 36W LED / 4000K CCT

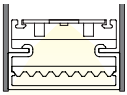


Catalog #:MRT-1B35-40-LW-X-04-XX-UNV
Report #: 11673431.01
Delivered Lumens: 2994
Input Watts: 38.0033 W
Efficacy: 79
Power Factor: 0.989
Total Harmonic Distortion: 10.1
CCT: 3896K
CRI: 95.7
Max Candela: 1081 @ 4° from Vertical
Spacing Criterion (0-180): 1.24
Spacing Criterion (90-270): 1.24
Spacing Criterion (Diagonal): 1.38

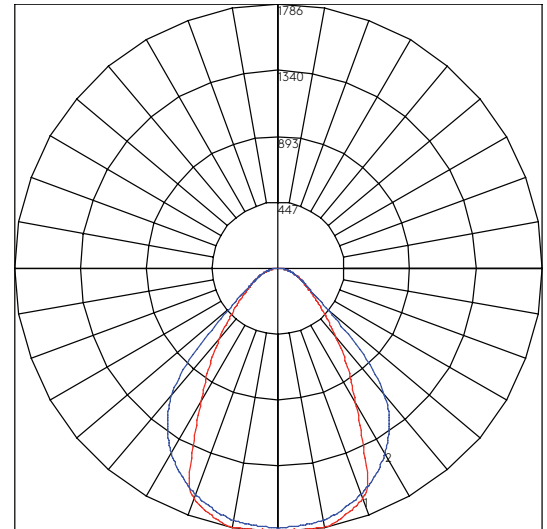


Maximum Candela = 1081 Located At Horizontal Angle = 67.5, Vertical Angle = 4
1 - Vertical Plane Through Horizontal Angles (90 - 270)
2 - Vertical Plane Through Horizontal Angles (0 - 180)

MI Optics / 36W LED / 4000K CCT

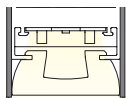


Catalog #:MRT-1B35-40-MI-X-04-XX-UNV
Report #: 11684969.03
Delivered Lumens: 2950
Input Watts: 36.64W
Efficacy: 81
Power Factor: 0.989
Total Harmonic Distortion: 10.1
CCT: 3896K
CRI: 95.7
Max Candela: 1786 @ 9.5° from Vertical
Spacing Criterion (0-180): 1.22
Spacing Criterion (90-270): 1.02
Spacing Criterion (Diagonal): 1.08

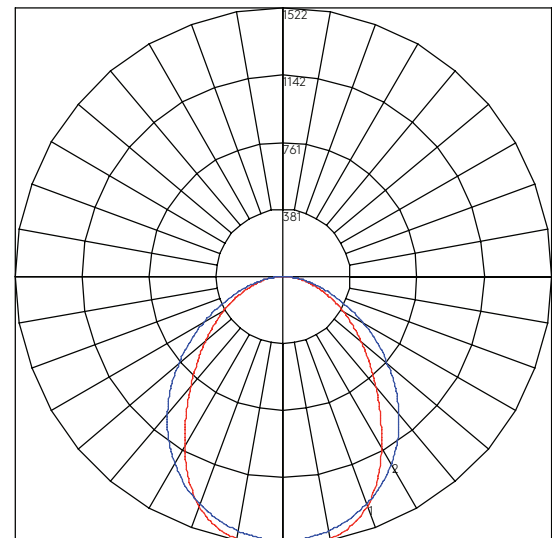


Maximum Candela = 1786 Located At Horizontal Angle = 90, Vertical Angle = 9.5
1 - Vertical Plane Through Horizontal Angles (90 - 270)
2 - Vertical Plane Through Horizontal Angles (0 - 180)

NB Optics / 36W LED /4000K CCT



Catalog #: MRT-1B35-40-NB-X-04-XX-UNV
Report #: 11684969.05
Delivered Lumens: 3529
Input Watts: 36.67W
Efficacy: 96
Power Factor: 0.989
Total Harmonic Distortion: 10.1
CCT: 3896K
CRI: 95.7
Max Candela: 1522 @ 6.5° from Vertical
Spacing Criterion (0-180): 1.22
Spacing Criterion (90-270): 1.14
Spacing Criterion (Diagonal): 1.26



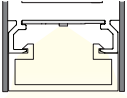
Maximum Candela = 1522 Located At Horizontal Angle = 90, Vertical Angle = 6.5
1 - Vertical Plane Through Horizontal Angles (90 - 270)
2 - Vertical Plane Through Horizontal Angles (0 - 180)

Miaura
LED Twin Linear Module

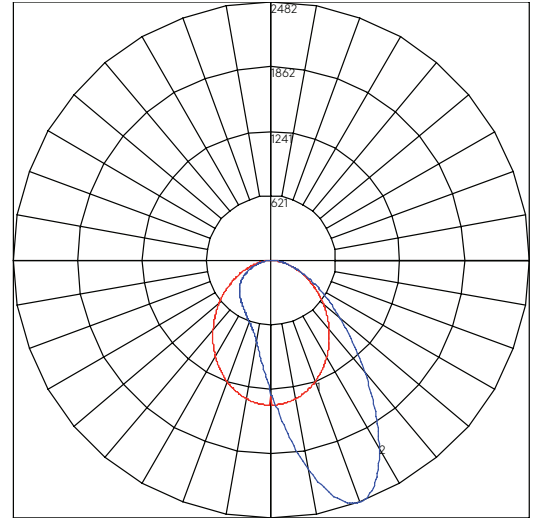
selux

Photometry

A2 Optics / 36W LED / 4000K CCT

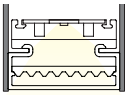


Catalog #:MRT-1B35-40-A2-X-04-XX-UNV
Report #: 11684969.01
Delivered Lumens: 3647
Input Watts: 36.74W
Efficacy: 99
Power Factor: 0.989
Total Harmonic Distortion: 10.1
CCT: 3896K
CRI: 95.7
Max Candela: 1034 @ .5° from Vertical
Spacing Criterion (0-180): 1.66
Spacing Criterion (90-270): 1.24
Spacing Criterion (Diagonal): 1.44

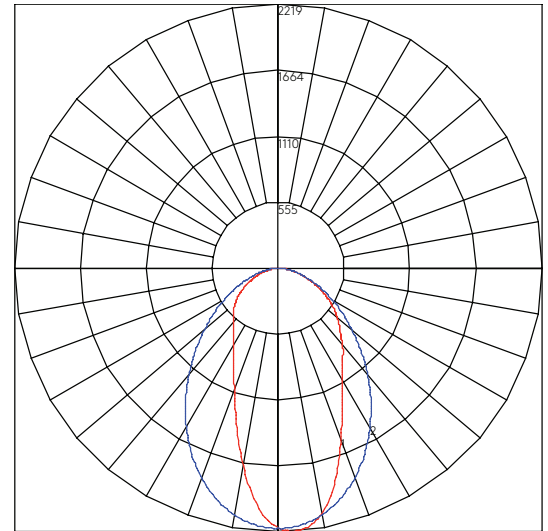


Maximum Candela = 2482 Located At Horizontal Angle = 0, Vertical Angle = 20
1 - Vertical Plane Through Horizontal Angles (90 - 270)
2 - Vertical Plane Through Horizontal Angles (0 - 180)

A5 Optics / 36W LED / 4000K CCT

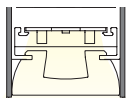


Catalog #:MRT-1B35-40-A5-X-04-XX-UNV
Report #: 11684969.06
Delivered Lumens: 3660
Input Watts: 36.72 W
Efficacy: 100
Power Factor: 0.989
Total Harmonic Distortion: 10.1
CCT: 3896K
CRI: 95.7
Max Candela: 2219 @ 3° from Vertical
Spacing Criterion (0-180): 1.10
Spacing Criterion (90-270): 0.84
Spacing Criterion (Diagonal): 1.00

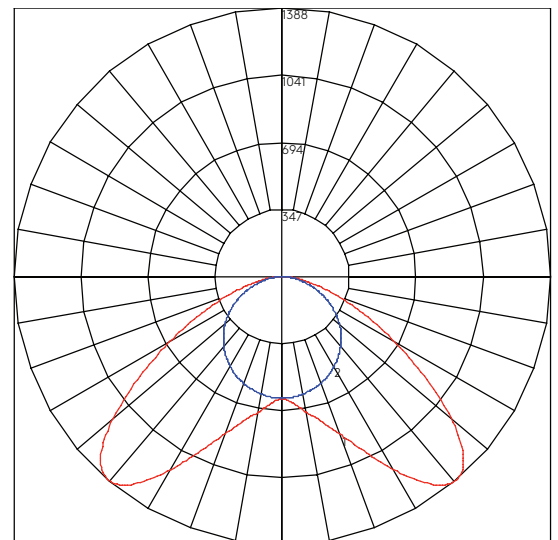


Maximum Candela = 2219 Located At Horizontal Angle = 90, Vertical Angle = 3
1 - Vertical Plane Through Horizontal Angles (90 - 270)
2 - Vertical Plane Through Horizontal Angles (0 - 180)

BW Optics / 36W LED /4000K CCT



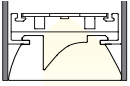
Catalog #: MRT-1B35-40-BW-X-04-XX-UNV
Report #: 11684969.05
Delivered Lumens: 3193
Input Watts: 36.67W
Efficacy: 87
Power Factor: 0.989
Total Harmonic Distortion: 10.1
CCT: 3896K
CRI: 95.7
Max Candela: 1388 @ 40.5° from Vertical
Spacing Criterion (0-180): 1.28
Spacing Criterion (90-270): 2.36
Spacing Criterion (Diagonal): 1.98



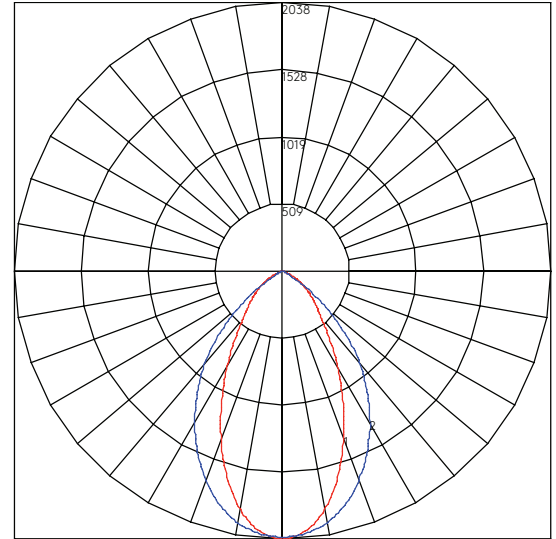
Maximum Candela = 1388 Located At Horizontal Angle = 90, Vertical Angle = 40.5
1 - Vertical Plane Through Horizontal Angles (90 - 270)
2 - Vertical Plane Through Horizontal Angles (0 - 180)

Photometry

VC Optics / 36W LED / 4000K CCT

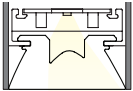


Catalog #: MRT-1B35-40-VC-X-04-XX-UNV
 Report #: 11983766.03AB35
 Delievered Lumens: 2374
 Input Watts: 36.76 W
 Efficacy: 65
 Power Factor: 0.990
 Total Harmonic Distortion: 4.63
 CCT: 3982K
 CRI: 83.9
 Max Candela: 2037.841 @ .5° from Vertical
 Spacing Criterion (0-180): 1.04
 Spacing Criterion (90-270): 0.80
 Spacing Criterion (Diagonal): 0.92

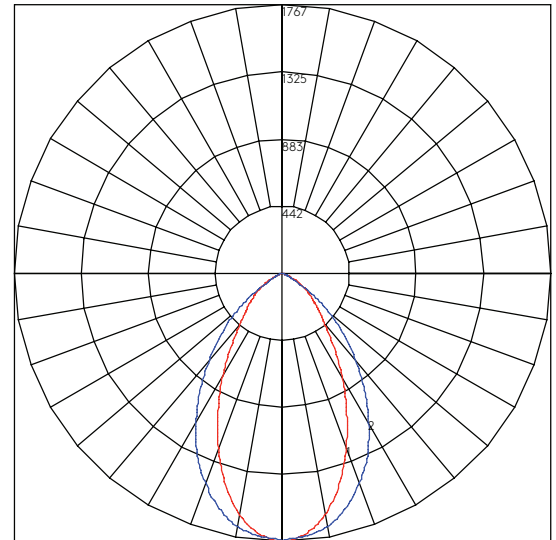


Maximum Candela = 2037.841 Located At Horizontal Angle = 90, Vertical Angle = .5
 # 1 - Vertical Plane Through Horizontal Angles (90 - 270)
 # 2 - Vertical Plane Through Horizontal Angles (0 - 180)

VM Optics / 36W LED / 4000K CCT

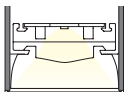


Catalog #: MRT-1B35-40-VM-X-04-XX-UNV
 Report #: 11684969.06
 Delievered Lumens: 3660
 Input Watts: 36.73W
 Efficacy: 59
 Power Factor: 0.989
 Total Harmonic Distortion: 10.1
 CCT: 3896K
 CRI: 95.7
 Max Candela: 1766.712 @ .5° from Vertical
 Spacing Criterion (0-180): 1.04
 Spacing Criterion (90-270): 0.84
 Spacing Criterion (Diagonal): 0.96

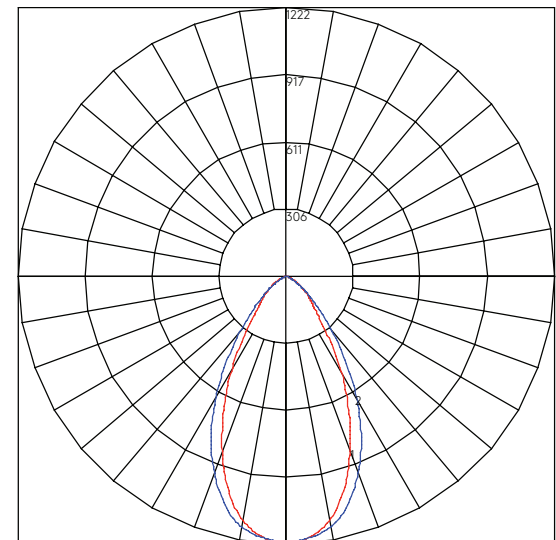


Maximum Candela = 1766.712 Located At Horizontal Angle = 22.5, Vertical Angle = .5
 # 1 - Vertical Plane Through Horizontal Angles (90 - 270)
 # 2 - Vertical Plane Through Horizontal Angles (0 - 180)

VB Optics / 36W LED / 4000K CCT



Catalog #: MRT-1B35-40-VB-X-04-XX-UNV
 Report #: 11983766.02AB435
 Delievered Lumens: 1231
 Input Watts: 36.69W
 Efficacy: 34
 Power Factor: 0.989
 Total Harmonic Distortion: 10.1
 CCT: 3896K
 CRI: 95.7
 Max Candela: 1222.069 @ .5° from Vertical
 Spacing Criterion (0-180): 0.94
 Spacing Criterion (90-270): 0.84
 Spacing Criterion (Diagonal): 0.88



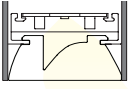
Maximum Candela = 1222.069 Located At Horizontal Angle = 22.5, Vertical Angle = .5
 # 1 - Vertical Plane Through Horizontal Angles (90 - 270)
 # 2 - Vertical Plane Through Horizontal Angles (0 - 180)

Miaura
LED Twin Linear Module

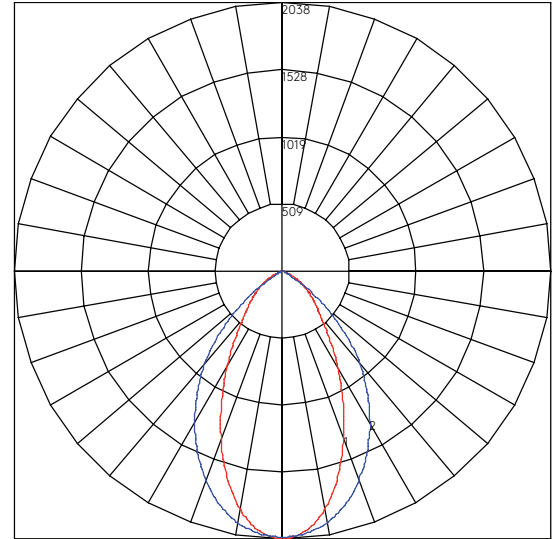


Photometry

VC Optics / 36W LED / 4000K CCT



Catalog #: MRT-1B35-40-VC-X-04-XX-UNV
Report #: 11983766.03AB35
Delivered Lumens: 2374
Input Watts: 36.76 W
Efficacy: 65
Power Factor: 0.990
Total Harmonic Distortion: 4.63
CCT: 3982K
CRI: 83.9
Max Candela: 2037.841 @ .5° from Vertical
Spacing Criterion (0-180): 1.04
Spacing Criterion (90-270): 0.80
Spacing Criterion (Diagonal): 0.92



Maximum Candela = 2037.841 Located At Horizontal Angle = 90, Vertical Angle = .5
1 - Vertical Plane Through Horizontal Angles (90 - 270)
2 - Vertical Plane Through Horizontal Angles (0 - 180)