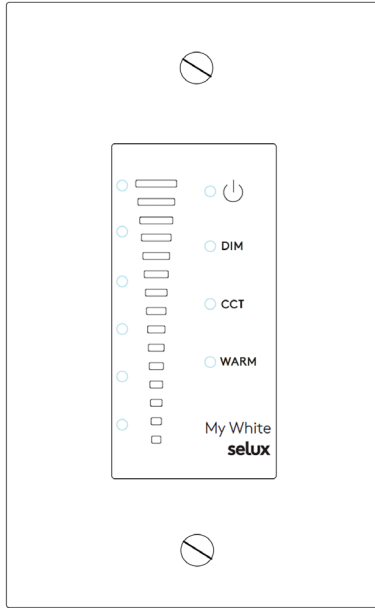


Date: _____ Customer: _____
 Project: _____
 Type: _____ Qty: _____



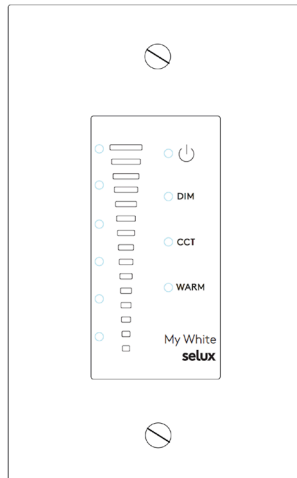
DMX Controller for Selux My White



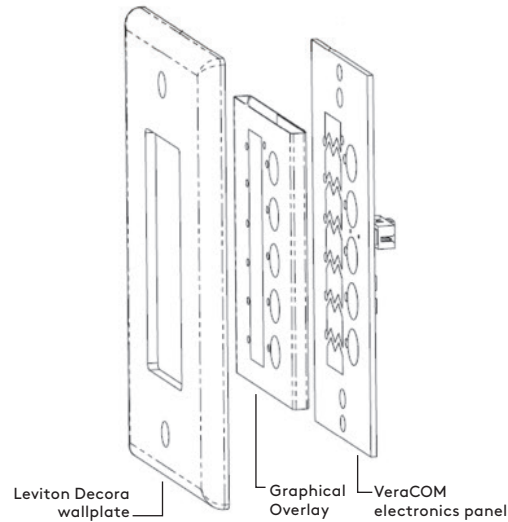
Order Code: MW - DMX - WD - CLL

Series	MW My White
Control	DMX For use with eldoLED POWERdrive DMX driver
Type	WD Wall Dimmer with White Decora wallplate
Program	CLL Selux Constant Lumen Level

Front View



Side View



Description - DMX Controller for Selux My White tunable CCT luminaires. Assembly comprises ILLUM Technology VeraCOM electronics panel, Selux graphical overlay, Leviton Decora single wall plate and screws to attach panel to wall plate and wall plate to J-box.

Programming - This controller is programmed with the Selux Constant Lumen Level (CLL) - constant light level per foot across the CCT range. Other settings may be possible. Consult factory.

DMX dimming - Controller works with Selux My White luminaires with DMX dimming option. Selux provides DMX dimming using eldoLED POWERdrive dimming driver for linear dimming curve. Minimum dimming level preset at factory to 1%.

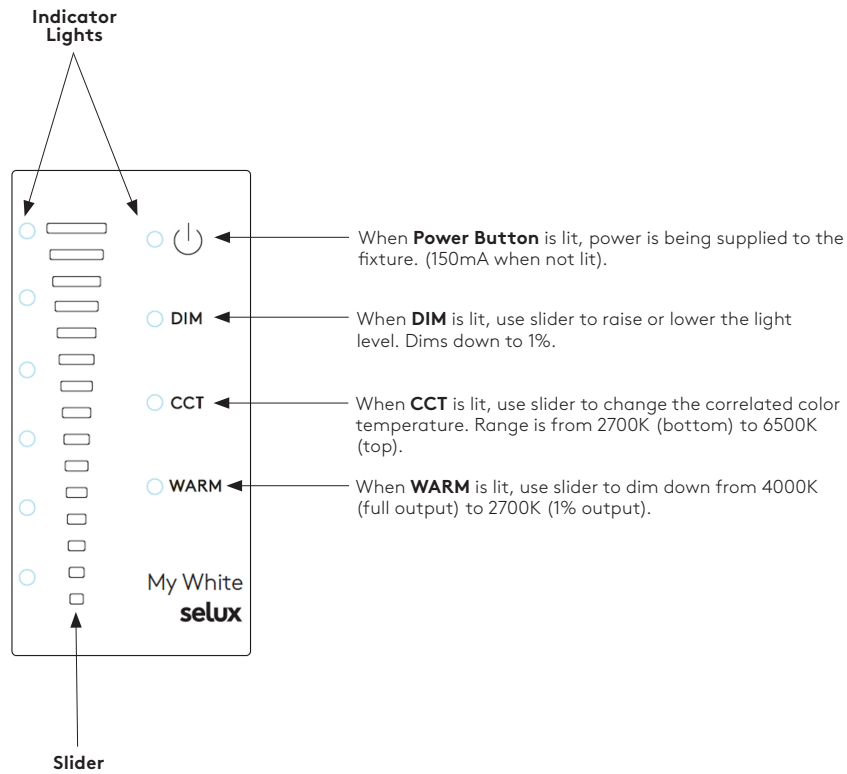
Installation - Controller to be hooked up to 12VDC power supply (by others). See wiring diagram on page 3. Maximum recommended number of drivers to control with one VeraCOM is 31 (approximately 120' of Direct or Indirect light and 60' of Direct/Indirect light).

Ordering - Must indicate on My White fixture(s) order form the WC option (Wall Controller Connectors).

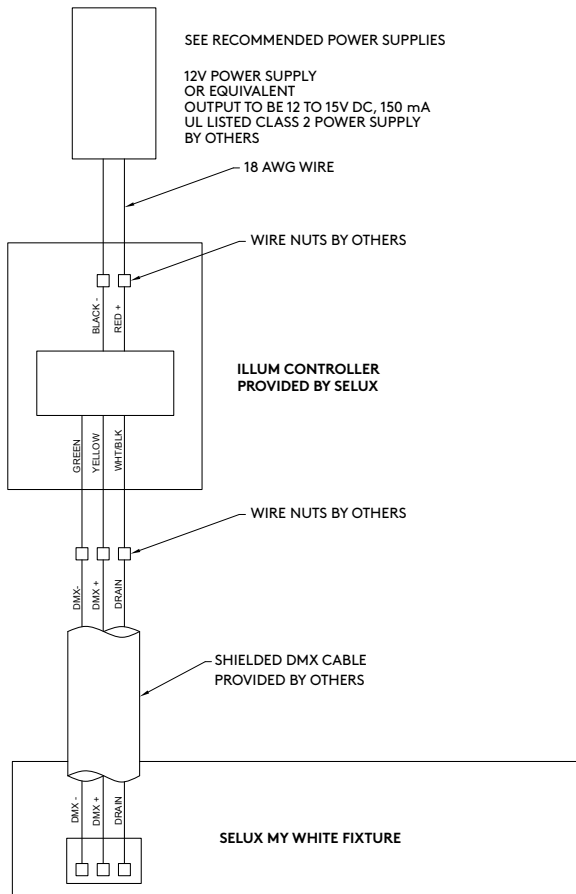
Ambient Operating Temperature - Controller suitable for maximum ambient temperature of 80° C (176° F). Minimum ambient temperature of -25° C (-13° F).

Finish - Controller comes standard with modified Leviton Decora wall plate in White with custom sized cutout for graphic overlay access. Selux designed graphic overlay is White with black text/lines.

Warranty - Selux offers a One Year Limited Warranty to the original purchaser that the DMX Controller for Selux My White shall be free from defects in material and workmanship for up to one (1) year from date of shipment. This limited warranty covers the electrical faceplate when installed according to Selux instructions and operated within the Ambient Temperatures listed above. For additional details and exclusions, see "Selux Terms and Condition of Sale."



Wiring Diagram



Recommended Power Supplies		
Manufacturer	Part #	Voltage
Justin, Inc.	361-12DCR	120V
	362-12DCR-240	240V
	363-12DCR-277	277V
CUI, Inc.	SW112-12-N-SC	120V